

Pre-K Press

January 2023

Happy New Year



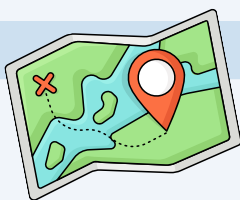
The Lightbulb Month



I have always referred to January as the "lightbulb month." It seems like our little learners grow up so much while they're away for Christmas break! Their lightbulbs are going off left and right as those connections are taking hold and their learning is becoming more and more solid!

I LOVE IT!

At the same time, however, we do need to take the first couple of days to explicitly review those procedures and routines that support the social and emotional aspects of being a classroom family. They've been without a schedule (and a classroom full of friends to play with) for a couple of weeks, so we need to support them as they get back into their routine and structure before their lightbulbs can begin to fully shine.




MOY Assessment Time!



While MOY assessments aren't required by TEA, it is **definitely** best practice to do so. Think about how much your students learn between August and December! In order to plan for differentiated instruction/small groups, we **need** that MOY data to see where students are as their lightbulbs begin to flicker and light up. That way, we can map out the instructional journeys our students will take to reach the ultimate destination of Kindergarten readiness!

At the very least, you will learn **a lot** by completing MOY assessments in **Letter Knowledge, Phonological Awareness, Math, and Social & Emotional!** A good window for MOY assessments would be [January 9th - February 10th.](#)



DAP CENTRAL

DEVELOPMENTALLY APPROPRIATE PRACTICES

STEAM

Make Snow

I found this 2 ingredient fake snow recipe, and it sounds amazing! What I really love are the integration ideas to make this a true STEAM experience! Go to [Preschool Steam](#) to get the ingredients, objective, *great questions to ask*, and how to extend learning by challenging your students to build a snowman! **Make it a family engagement activity by sending home a DIY Snowman Kit with a baggie of "snow." Have families take pictures with their snowmen and send them to you!*



Letter Knowledge

Mystery Mitten

Practice letter names and letter sounds by placing plastic letter manipulatives in a mitten. Have a student close their eyes as they reach in and grab a letter. Ask them to describe the letter features they feel (straight lines, curved lines, straight & curved lines). Have them guess which letter they chose based on those features. Ask them to open their eyes to see if they were correct and ask what sound the letter makes. ***Extension:** Ask them to name something that begins with that letter.



Art & Science

Epsom Salt Crystal Painting

Give children black construction paper, a white crayon, and ask them to create their own winter wonderland full of snowflakes and snowmen. After drawing, students paint over *the entire paper* with this **Epsom salt mixture**. As it dries, crystals appear - making it look like whimsical, icy masterpiece. *(I still remember doing this in school! It was one of my favorite activities!)* This would be an amazing extension activity after reading a book about snow! *Be sure to ask questions and making predictions while painting over their drawing to bring in that science aspect!*



Math

Mitten Math Mats

Using the Mitten Math Mats, cotton balls, and dice (with dots or numerals), play a fun math game where children roll to see how many "snowballs" to put in their mittens, take away, and count what they have altogether. You can even tell "Snowball Stories" to practice addition and subtraction.




PRE-K BOOK NOOK

The Missing Mitten Mystery



Annie and her dog, Oscar, have had a busy day playing in the snow. Somehow Annie's red mitten has disappeared in all the fun. They look high and low. . . . It's not on the sledding hill, and it's not by the snow castles. Maybe an eagle carried it off to keep its baby's head warm. Or maybe a mouse is using it as a sleeping bag. When the sun goes down, Annie and Oscar have to give up their search and go inside. But when Annie looks out the window, something red catches her eye. . . .


Over and Under the Snow



Over the snow, the world is hushed and white. But under the snow is a secret world of squirrels and snowshoe hares, bears and bullfrogs, and many other animals who live through the winter, safe and warm. Over and Under the Snow takes readers on a cross country ski trip through the winter woods to discover the secret world of animals living under the snow.



The Giving Snowman



On a snowy night, Snowman lends a helping hand to Bird, Rabbit, Farmer, and Traveler when they are in need. The next day when the sun comes out and melts Snowman, Bird, Rabbit, Farmer, and Traveler work together as a team to rebuild Snowman.

The Giving Snowman is a book about kindness and gratitude. Children can learn through the story that giving to others is a virtue that connects all of us and makes our lives more beautiful.

PRE-K BOOK NOOK

The Magic of Friendship Snow

Once you find a friend, how do you BE a good friend? Jojo looks around and everyone seems to have friends but her. She feels sad and lonely. Then, Jojo meets Puddles, the snowman made with magic friendship snow. For every child who struggles to make friends, this children's book celebrates the special bond between friends. Jojo will reassure children that they too can learn how to make friends.

Curious About Snow

When does it snow? Why is snow white? How do we know no two snowflakes are alike? (Hint: the proof is in the photographs, first made in the 1890s!) With full-color photographs and the Smithsonian's famous Wilson Bentley snowflake photos, this new Curious About title looks at the science behind snow, and the history of record-setting blizzards and snowstorms—plus how people have fun in the snow!

Ten Ways to Hear Snow

One winter morning, Lina wakes up to silence. It's the sound of snow -- the kind that looks soft and glows bright in the winter sun. But as she walks to her grandmother's house to help make the family recipe for warak enab, she continues to listen. As Lina walks past snowmen and across icy sidewalks, she discovers ten ways to pay attention to what might have otherwise gone unnoticed.

GREAT vocabulary like *muffled*, *blizzard*, and *squinted*!

TECH FOR TOTS



Here is an oral language activity I created to assess students' expressive oral language skills and vocabulary knowledge. You can do this one-on-one or have students work on it during centers.



If you would like them to work on it during centers, simply record voice instructions to include guiding questions to get them started.

- You can always practice ahead of time during Circle Time.

Winter Wonderland for Oral Language

. Look at the picture. . Think about these questions and get ready to tell about the picture: * What do you see happening in this picture? * What are the children doing that you have...

Seesaw



[CLICK HERE](#)

After opening the activity above, save it to your Seesaw library. Use my recorded instructions or record your own. Assign it to your students.

Here's a helpful tool: **Seesaw Icon Shortcuts!** This comes in *super* handy when typing up instructions for students because the icons allow them to "read" instructions and discover even more independence when completing tasks.



Seesaw Icon Shortcuts					
Use these shortcuts in the "Student Instructions" portion of Activities. Type in the text shortcut and it will transform into the icon after you choose save!					
Icon	Text Shortcut	Icon	Text Shortcut	Icon	Text Shortcut
	:seesaw:	T	:label:		:move:
	:add:		:mic:		:pencil:
	:photo:	...	:3dots:		:pen:
	:video:		:background:		:highlighter:
	:drawing:		:shapes:		:glowpen:

If you need help, give me a call, and I'll add you to my Seesaw class!

ESC 15 ECE TEAM



Carey Peacock

Early Childhood Specialist
Texas Home Learning Pre-K Coordinator
carey.peacock@esc15.net
325-481-4046

**Mark your
calendars NOW!**

**You don't want to
miss the 25th
ATYC in Lubbock!**



AJ Braden

Texas School Ready Coordinator
(Child Care and Head Start)
amanda.braden@esc15.net
325-481-4080